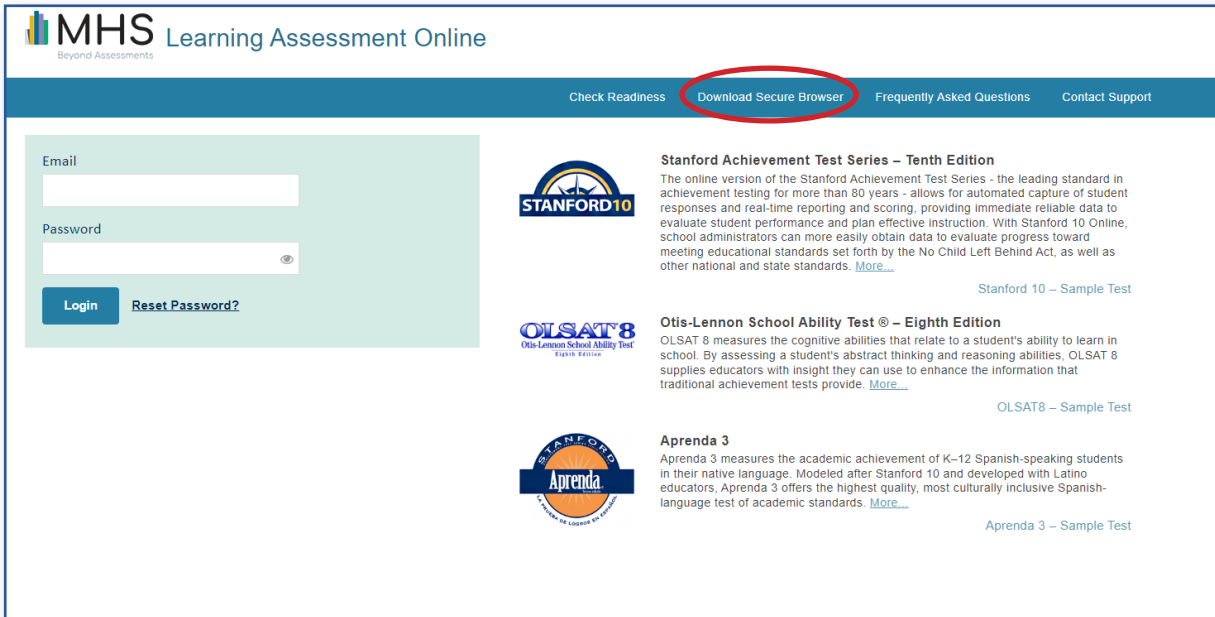


Stanford 10 Lockdown Browser Instructions

1. Visit the [Program Workshop](#) page. (It is not necessary to log in.)
2. Click Download Secure Browser.



MHS Learning Assessment Online
Beyond Assessments

Check Readiness **Download Secure Browser** Frequently Asked Questions Contact Support

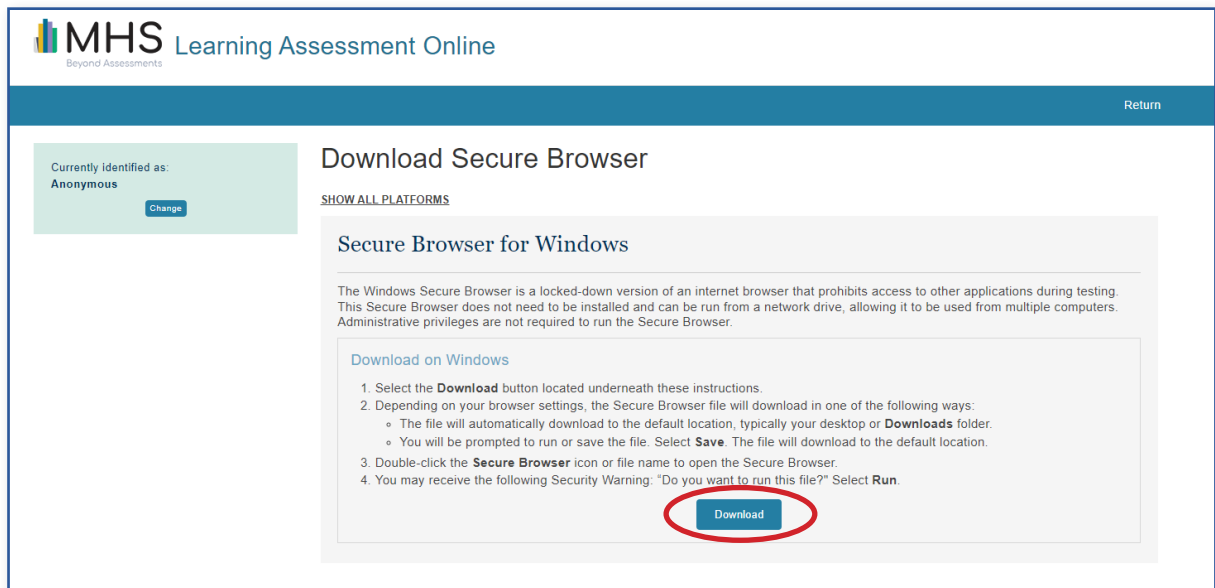
Email
Password
Login Reset Password?

Stanford 10
Stanford Achievement Test Series – Tenth Edition
The online version of the Stanford Achievement Test Series – the leading standard in achievement testing for more than 80 years - allows for automated capture of student responses and real-time reporting and scoring, providing immediate reliable data to evaluate student performance and plan effective instruction. With Stanford 10 Online, school administrators can more easily obtain data to evaluate progress toward meeting educational standards set forth by the No Child Left Behind Act, as well as other national and state standards. [More...](#)
Stanford 10 – Sample Test

OLSAT 8
Otis-Lennon School Ability Test – Eighth Edition
OLSAT 8 measures the cognitive abilities that relate to a student's ability to learn in school. By assessing a student's abstract thinking and reasoning abilities, OLSAT 8 supplies educators with insight they can use to enhance the information that traditional achievement tests provide. [More...](#)
OLSAT 8 – Sample Test

Stanford Aprenda
Aprenda 3
Aprenda 3 measures the academic achievement of K–12 Spanish-speaking students in their native language. Modeled after Stanford 10 and developed with Latino educators, Aprenda 3 offers the highest quality, most culturally inclusive Spanish-language test of academic standards. [More...](#)
Aprenda 3 – Sample Test

3. **If** you see an option to Link This Device to Your Institution, click Skip This Step.
4. Click the Download button. The browser should default to your operating system (Mac or Windows).



MHS Learning Assessment Online
Beyond Assessments

Return

Currently identified as: Anonymous
Change

Download Secure Browser

[SHOW ALL PLATFORMS](#)

Secure Browser for Windows

The Windows Secure Browser is a locked-down version of an internet browser that prohibits access to other applications during testing. This Secure Browser does not need to be installed and can be run from a network drive, allowing it to be used from multiple computers. Administrative privileges are not required to run the Secure Browser.

[Download on Windows](#)


1. Select the **Download** button located underneath these instructions.
2. Depending on your browser settings, the Secure Browser file will download in one of the following ways:
 - The file will automatically download to the default location, typically your desktop or **Downloads** folder.
 - You will be prompted to run or save the file. Select **Save**. The file will download to the default location.
3. Double-click the **Secure Browser** icon or file name to open the Secure Browser.
4. You may receive the following Security Warning: "Do you want to run this file?" Select **Run**.

Download

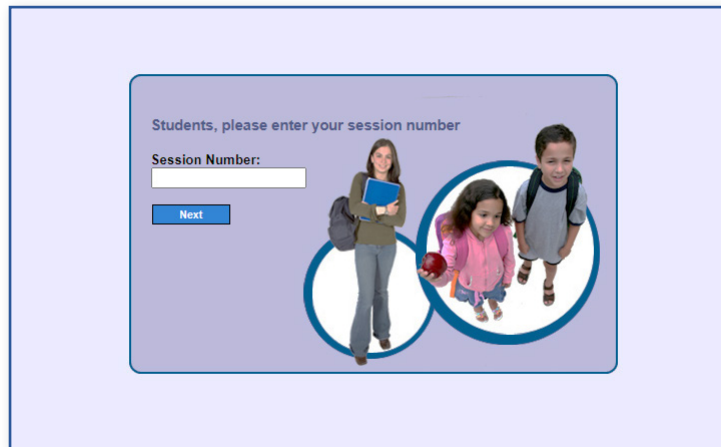
5. Drag the file from your browser to your desktop.



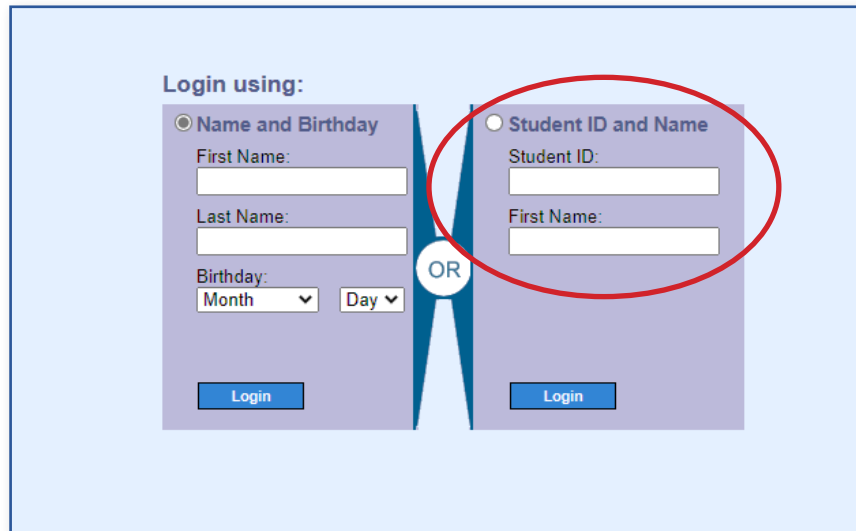
6. The browser will be named Pearson Browser, but it may be helpful to save your browser as "Stanford 10 Online."



7. Launch the browser on test day and enter the Session Number. You will receive the Session Number by email by 9 am Eastern on each test day.



8. Use the **right side** of the next screen to enter the proper information in the Student ID and First Name fields.



9. Repeat Steps 7 and 8 for each subtest.